

Highlights of This Issue 3573


SPECIAL FEATURES

CCR 20th Anniversary Commentary

- 3575** CCR 20th Anniversary Commentary: Divide and Conquer—Breast Cancer Subtypes and Response to Therapy
Lajos Pusztai, Roman Rouzier, and W. Fraser Symmans


- 3578** CCR 20th Anniversary Commentary: RAS as a Biomarker for EGFR-Targeted Therapy for Colorectal Cancer—From Concept to Practice
E. Ramsay Camp and Lee M. Ellis

CCR Translations

- 3581** Immune Mechanisms Are Major Players in Cancer
 Karl Erik Hellstrom and Ingegerd Hellstrom
See related article, p. 3619

- 3584** Next-Generation Sequencing: Targeting Targeted Therapies
Justine N. McCutcheon and Giuseppe Giaccone
See related article, p. 3631

CCR Perspectives in Drug Approval

- 3586** FDA Approval: Ibrutinib for Patients with Previously Treated Mantle Cell Lymphoma and Previously Treated Chronic Lymphocytic Leukemia
 R. Angelo de Claro, Karen M. McGinn, Nicole Verdun, Shwu-Luan Lee, Haw-Jyh Chiu, Haleh Saber, Margaret E. Brower, C.J. George Chang, Elimika Pfuma, Bahru Habtemariam, Julie Bullock, Yun Wang, Lei Nie, Xiao-Hong Chen, Donghao (Robert) Lu, Ali Al-Hakim, Robert C. Kane, Edvardas Kaminskis, Robert Justice, Ann T. Farrell, and Richard Pazdur

CCR Drug Updates

- 3591** Palbociclib for the Treatment of Estrogen Receptor-Positive, HER2-Negative Metastatic Breast Cancer
Aki Morikawa and N. Lynn Henry

Molecular Pathways

- 3597** Molecular Pathways: Activating T Cells after Cancer Cell Phagocytosis from Blockade of CD47 "Don't Eat Me" Signals
Melissa N. McCracken, Adriel C. Cha, and Irving L. Weissman

Review

- 3602** PET Imaging in Head and Neck Cancer Patients to Monitor Treatment Response: A Future Role for EGFR-Targeted Imaging
Laura K. van Dijk, Otto C. Boerman, Johannes H.A.M. Kaanders, and Johan Bussink

CANCER THERAPY: CLINICAL

- 3610** A Multicenter, Phase II, Randomized, Noncomparative Clinical Trial of Radiation and Temozolomide with or without Vandetanib in Newly Diagnosed Glioblastoma Patients
Eudocia Q. Lee, Thomas J. Kaley, Dan G. Duda, David Schiff, Andrew B. Lassman, Eric T. Wong, Tom Mikkelsen, Benjamin W. Purow, Alona Muzikansky, Marek Ancukiewicz, Jason T. Huse, Shakti Ramkissoon, Jan Drappatz, Andrew D. Norden, Rameen Beroukhim, Stephanie E. Weiss, Brian M. Alexander, Christine S. McCluskey, Mary Gerard, Katrina H. Smith, Rakesh K. Jain, Tracy T. Batchelor, Keith L. Ligon, and Patrick Y. Wen

PERSONALIZED MEDICINE AND IMAGING


- 3619** Humoral Immune Response against Nontargeted Tumor Antigens after Treatment with Sipuleucel-T and Its Association with Improved Clinical Outcome
 Debraj GuhaThakurta, Nadeem A. Sheikh, Li-Qun Fan, Harini Kandadi, T. Craig Meagher, Simon J. Hall, Philip W. Kantoff, Celestia S. Higano, Eric J. Small, Thomas A. Gardner, Kate Bailey, Tuyen Vu, Todd DeVries, James B. Whitmore, Mark W. Frohlich, James B. Trager, and Charles G. Drake
See related commentary, p. 3581

Table of Contents

- 3631** Broad, Hybrid Capture–Based Next-Generation Sequencing Identifies Actionable Genomic Alterations in Lung Adenocarcinomas Otherwise Negative for Such Alterations by Other Genomic Testing Approaches



Alexander Drilon, Lu Wang, Maria E. Arcila, Sohail Balasubramanian, Joel R. Greenbowe, Jeffrey S. Ross, Phil Stephens, Doron Lipson, Vincent A. Miller, Mark G. Kris, Marc Ladanyi, and Naiyer A. Rizvi

See related commentary, p. 3584

- 3640** Combined Androgen and Estrogen Receptor Status in Breast Cancer: Treatment Prediction and Prognosis in a Population-Based Prospective Cohort



Karin Elebro, Signe Borgquist, Maria Simonsson, Andrea Markkula, Karin Jirström, Christian Ingvar, Carsten Rose, and Helena Jernström

- 3651** Standardized Ki67 Diagnostics Using Automated Scoring—Clinical Validation in the GeparTrio Breast Cancer Study

Frederick Klauschen, Stephan Wienert, Wolfgang D. Schmitt, Sibylle Loibl, Bernd Gerber, Jens-Uwe Blohmer, Jens Huober, Thomas Rüdiger, Erhard Erbstoßer, Keyur Mehta, Bianca Lederer, Manfred Dietel, Carsten Denkert, and Gunter von Minckwitz

- 3658** Safety and Tumor Specificity of Cetuximab-IRDye800 for Surgical Navigation in Head and Neck Cancer

Eben L. Rosenthal, Jason M. Warram, Esther de Boer, Thomas K. Chung, Melissa L. Korb, Margie Brandwein-Gensler, Theresa V. Strong, Cecelia E. Schmalbach, Anthony B. Morlandt, Garima Agarwal, Yolanda E. Hartman, William R. Carroll, Joshua S. Richman, Lisa K. Clemons, Lisle M. Nabell, and Kurt R. Zinn

- 3667** Development and Validation of a Novel Radiosensitivity Signature in Human Breast Cancer

Corey Speers, Shuang Zhao, Meilan Liu, Harry Bartelink, Lori J. Pierce, and Felix Y. Feng

- 3678** High Serum Transforming Growth Factor- β 1 Levels Predict Outcome in Hepatocellular Carcinoma Patients Treated with Sorafenib

Tzu-Hsuan Lin, Yu-Yun Shao, Soa-Yu Chan, Chung-Yi Huang, Chih-Hung Hsu, and Ann-Lii Cheng

CANCER THERAPY: PRECLINICAL

- 3685** Synergistic Leukemia Eradication by Combined Treatment with Retinoic Acid and HIF Inhibition by EZN-2208 (PEG-SN38) in Preclinical Models of PML-RAR α and PLZF-RAR α –Driven Leukemia



Nadia Coltella, Roberta Valsecchi, Manfredi Ponente, Maurizio Ponzoni, and Rosa Bernardi

- 3695** Highly Expressed Genes in Rapidly Proliferating Tumor Cells as New Targets for Colorectal Cancer Treatment

Sarah Bazzocco, Higinio Dopeso, Fernando Carton-Garcia, Irati Macaya, Elena Andretta, Fiona Chionh, Paulo Rodrigues, Miriam Garrido, Hafid Alazzouzi, Rocio Nieto, Alex Sanchez, Simo Schwartz Jr, Josipa Bilic, John M. Mariadason, and Diego Arango

- 3705** Pharmacological and Protein Profiling Suggests Venetoclax (ABT-199) as Optimal Partner with Ibrutinib in Chronic Lymphocytic Leukemia

Fabiola Cervantes-Gomez, Betty Lamothe, Jennifer A. Woyach, William G. Wierda, Michael J. Keating, Kumudha Balakrishnan, and Varsha Gandhi

- 3716** A Hypoxia-Induced Vascular Endothelial-to-Mesenchymal Transition in Development of Radiation-Induced Pulmonary Fibrosis

Seo-Hyun Choi, Zhen-Yu Hong, Jae-Kyung Nam, Hae-June Lee, Junho Jang, Ran Ji Yoo, Yong Jin Lee, Chang Young Lee, Kyung Hwan Kim, Seungwoo Park, Young Hoon Ji, Yun-Sil Lee, Jaeho Cho, and Yoon-Jin Lee

- 3727** Ablative Tumor Radiation Can Change the Tumor Immune Cell Microenvironment to Induce Durable Complete Remissions

Alexander Filatenkov, Jeanette Baker, Antonia M.S. Mueller, Justin Kenkel, G-One Ahn, Suparna Dutt, Nigel Zhang, Holbrook Kohrt, Kent Jensen, Sussan Dejbakhsh-Jones, Judith A. Shizuru, Robert N. Negrin, Edgar G. Engleman, and Samuel Strober

- 3740** Pharmacologic Inhibition of JAK1/JAK2 Signaling Reduces Experimental Murine Acute GVHD While Preserving GVT Effects

Cristiana Carniti, Silvia Gimondi, Antonio Vendramin, Camilla Recordati, Davide Confalonieri, Anisa Bermema, Paolo Corradini, and Jacopo Mariotti

BIOLOGY OF HUMAN TUMORS

- 3750** Spinal Myxopapillary Ependymomas Demonstrate a Warburg Phenotype

Stephen C. Mack, Sameer Agnihotri, Kelsey C. Bertrand, Xin Wang, David J. Shih, Hendrik Witt, Nadia Hill, Kory Zayne, Mark Barszczyk, Vijay Ramaswamy, Marc Remke, Yuan Thompson, Marina Ryzhova, Luca Massimi, Wieslawa Grajkowska, Boleslaw Lach, Nalin Gupta, William A. Weiss, Abhijit Guha, Cynthia Hawkins, Sidney Croul, James T. Rutka, Stefan M. Pfister, Andrey Korshunov, Melike Pekmezci, Tarik Tihan, Joanna J. Philips, Nada Jabado, Gelareh Zadeh, and Michael D. Taylor

Table of Contents

3759 Regulator of Chromosome Condensation 2 Identifies High-Risk Patients within Both Major

Phenotypes of Colorectal Cancer

Jarle Bruun, Matthias Kolberg, Terje C. Ahlquist, Ellen C. Røyrvik, Torfinn Nome, Edward Leithe, Guro E. Lind, Marianne A. Merok, Torleiv O. Rognum, Geir Bjørkøy, Terje Johansen, Annika Lindblom, Xiao-Feng Sun, Aud Svindland, Knut Liestøl, Arild Nesbakken, Rolf I. Skotheim, and Ragnhild A. Lothe

3771 TLR9-Targeted STAT3 Silencing Abrogates Immunosuppressive Activity of Myeloid-Derived

Suppressor Cells from Prostate Cancer Patients

Dewan M.S. Hossain, Sumanta K. Pal, Dayson Moreira, Priyanka Duttagupta, Qifang Zhang, Haejung Won, Jeremy Jones, Massimo D'Apuzzo, Stephen Forman, and Marcin Kortylewski

3783 PHLPP2 Downregulation Contributes to Lung Carcinogenesis Following B[a]P/B[a]PDE Exposure

Haishan Huang, Xiaofu Pan, Honglei Jin, Yang Li, Lin Zhang, Caili Yang, Pei Liu, Ya Liu, Lili Chen, Jingxia Li, Junlan Zhu, Xingruo Zeng, Kai Fu, Guorong Chen, Jimin Gao, and Chuanshu Huang

3794 CCL2 and CCL5 Are Novel Therapeutic Targets for Estrogen-Dependent Breast Cancer



Susanne Svensson, Annelie Abrahamsson, Gabriela Vazquez Rodriguez, Anna-Karin Olsson, Lasse Jensen, Yihai Cao, and Charlotta Dabrosin

LETTERS TO THE EDITOR

3806 Effects of *BRCA1/2* on Ovarian and Breast Cancer Survival—Letter

Li Gong, Chao Dong, and Wen Ouyang

3807 Effects of *BRCA1/2* on Ovarian and Breast Cancer Survival—Response

Qian Zhong, Hong-Ling Peng, Xia Zhao, Lin Zhang, and Wei-Ting Hwang

3808 Diffusion-Weighted MRI for Lymphoma Restaging—Letter

Hugo J.A. Adams and Thomas C. Kwee

3809 Diffusion-Weighted MRI for Lymphoma Restaging—Response

Marius E. Mayerhoefer and Markus Raderer

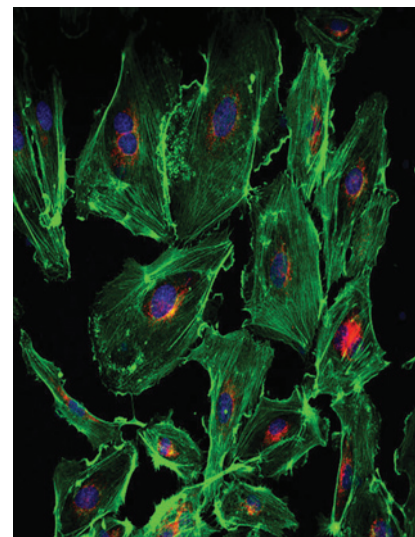
 AC icon indicates Author Choice

 CME icon indicates that this article is available for continuing medical education credit at <http://cme.aacrjournals.org>

For more information please visit www.aacrjournals.org

ABOUT THE COVER

The cover shows the radiation-induced EndMT (endothelial-to-mesenchymal transition) in human pulmonary artery endothelial cells. Immunofluorescence staining shows the loss of VE-cadherin and the increases in CA9 and filamentous actin formation. For details, see the article by Choi and colleagues on page 3716 of this issue.



Clinical Cancer Research

21 (16)

Clin Cancer Res 2015;21:3573-3809.

Updated version Access the most recent version of this article at:
<http://clincancerres.aacrjournals.org/content/21/16>

E-mail alerts [Sign up to receive free email-alerts](#) related to this article or journal.

Reprints and Subscriptions To order reprints of this article or to subscribe to the journal, contact the AACR Publications Department at pubs@aacr.org.

Permissions To request permission to re-use all or part of this article, use this link <http://clincancerres.aacrjournals.org/content/21/16>.
Click on "Request Permissions" which will take you to the Copyright Clearance Center's (CCC) Rightslink site.